

AP Performance Analytics provides the ideal set of tools for the ongoing assessment of team goals across all aspects of the Accounts Payable function. Track and measure KPIs set for the team on a consistent and timely basis.

Designed to facilitate easy access to the key data across the AP function, the solution seamlessly integrates with the necessary data points to deliver the insights on the department metrics.

The Glantus Data Platform captures, transforms, cleanses, classifies, and manages the quality of your AP transactional data. The data required can be streamed in batch or real-time from each of your business units giving a single view across all the organization.

BENEFITS

- Clear visibility on all key metrics such as cost per transaction processed - on a daily, weekly, or monthly basis.
- Monitor financial impact of invoices paid inside/outside of terms and discounts taken/lost.
- Track AP performance both internally and externally monitoring exceptions and time to process.
- Manage vendor issues and escalations.
- Review historical patterns with summary and detailed analysis.



BENCHMARKING FOR AP STAFF AND PROCESSES ON DEMAND

Glantus Performance Analytics enables AP team managers to monitor performance in real-time and manage escalations internally and externally.

Typical use cases include quantifying the volumes of transactions processed by payment type and whether they are paid within terms or outside terms.

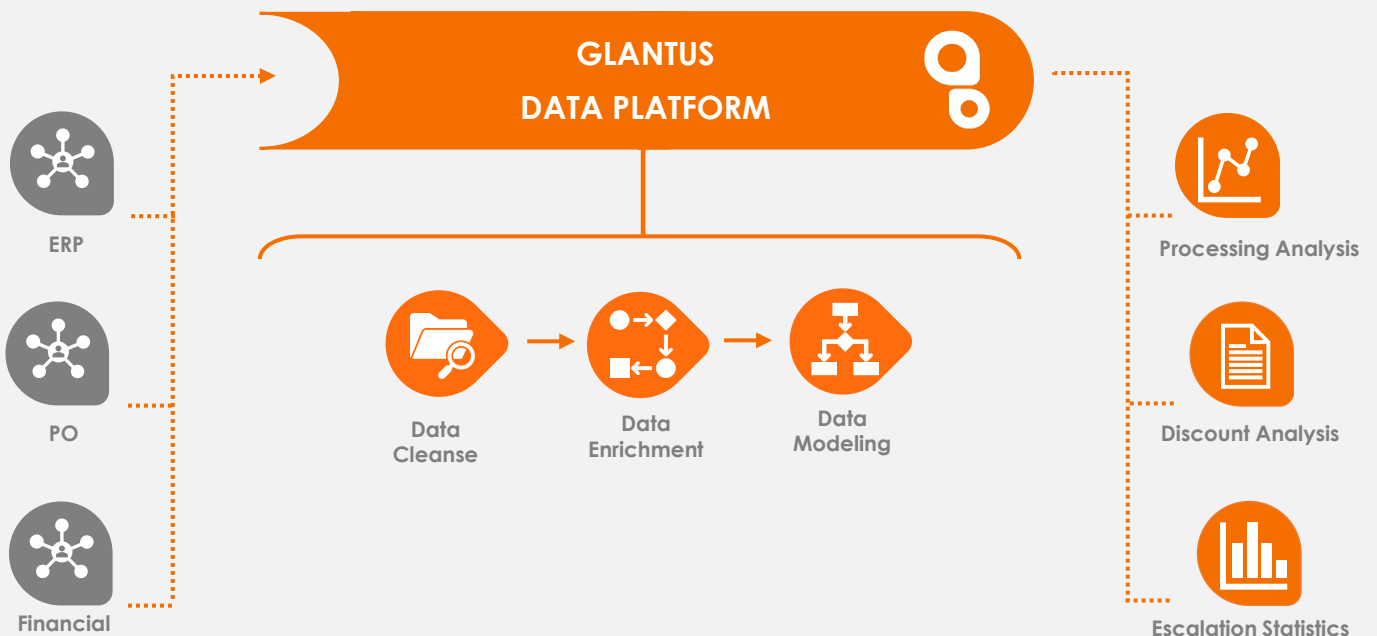
Equally, tracking based on various data input types, manual, OCR and EDI can inform performance. Applying this analysis enables accurate decision-making around resourcing, efficiency and automation.

Monitor service agreements and manage vendor escalations to improve stakeholder relationships,

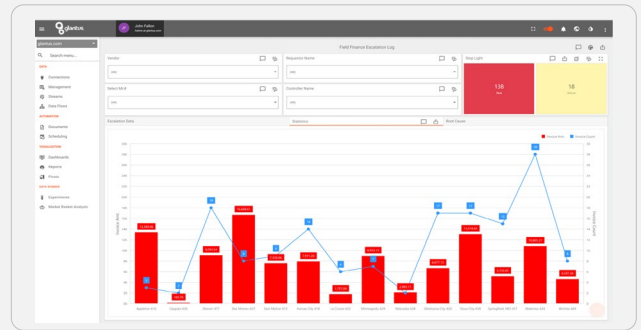
All analytics are provided using the Glantus intuitive visualization toolset which includes dashboards, reports and pivots. Each of these is simply to interact with giving maximum flexibility to the end-user.

The solution sits across all the organization's ERP and AP related data allowing a single point of advanced analysis.

HOW IT WORKS



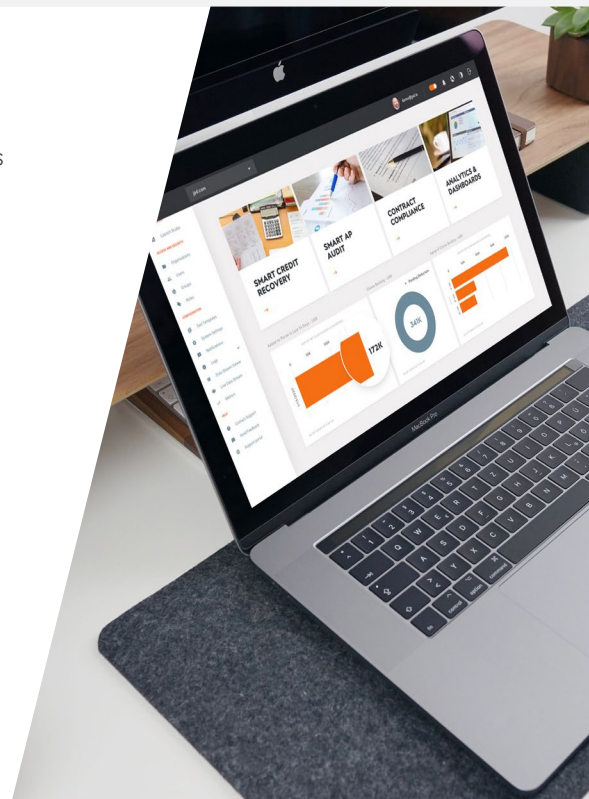
With no changes to your operational applications, we will deliver the optimal solution for **performance analytics to drive efficient operation** of the AP function.



FEATURES

- Extensive analytics and interactive reports help you to see the full picture across the AP function.
- Built on the Glantus platform ensuring best of breed technology at every step.
- Data can be streamed up to and including real-time ensuring all users have access to the most up-to-date information.
- Utilizing our automation features, actions can be driven directly from the data collected based on definable workflows.
- Users can annotate individual elements of a dashboard to help cross-team collaboration.

Pull together and analyze all AP transactions to answer key questions on the performance of the AP team by supplier, buyer, approver or any other attribute.



Glantus is a global provider of accounts payable automation and analytics solutions. Our mission is to simplify data to drive constant innovation. Active discovery recovers your lost working capital. Intelligent AP automation improves efficiency and prevents errors. Advanced analytics measures performance and helps you manage risk.

GLANTUS DATA PLATFORM

Glantus products are powered by the award winning Glantus Data Platform which offers no-code connectivity to all your existing AP and finance systems.

Advanced data integration simplifies mapping, transformation, and transfer of data. The unique data streaming technology streams and processes your data in real time.

The platform layered on existing systems allows you to do more with your data, adding AI and driving real innovation.